

Licensure / Certification Name:															
1. Class Start Date:	04/19	09/19	01/20												
2. Number of Graduates:	7	7	9											23	
3. # of Graduates Taking Exam:	0	0	0											0	
4. # of Graduates Passing Exam:	0	0	0											0	
5. Percentage of Grads Passing Exam:	0	0	0	0	0	0	0	0	0	0	0	0	0	0	Avg.
Licensure / Certification Examination Agency Rate:	0	0	0											0	0
<div>Cancel</div>														<div>Save</div>	

Annual Report: 2023

School Number: 055438

School Name: Interior Designers Institute

Type: Main

Annual Report Status: Not Submitted

Address 1: 1061 Camelback Rd.

City: Newport Beach

State: CA

Zip: 92660

### Graduation and Employment Chart Saved

#### GRADUATION AND EMPLOYMENT CHART

You must SAVE the G&E form to calculate totals



<a href="#">Cancel</a>		<input checked="" type="checkbox"/> Complete		<a href="#">Save</a>	
Approved Program Title:	Interior Design				
Program Code:	1330				
Credential:	AA				
Report Date:	7/2023	Program Length in Months:	42		
Beginning Date:	1/2017	End Date:	12/2017	<a href="#">CALCULATE</a>	

Is this chart for a satellite location? ☐ Yes ☒ No

Is this chart for a program offered 100% via Distance Education? ☐ Yes ☒ No

#### REPORTING PERIOD

Class Start Date (eg 01/21):	01/17	05/17	09/17											Total	%
Number Started:	26	18	17											61	
Transfers to Another Program/Cohort:	0	0	0											0	0%
Transfers from Another Program/Cohort:	0	0	0											0	0%
<b>Total Starts (+/- Transfers):</b>	<b>26</b>	<b>18</b>	<b>17</b>	<b>0</b>	<b>0</b>	<b>0</b>	<b>0</b>	<b>0</b>	<b>0</b>	<b>0</b>	<b>0</b>	<b>0</b>	<b>0</b>	<b>61</b>	
Unavailable for Graduation:	0	0	0											0	0%
<b>Students Available For Graduation:</b>	<b>26</b>	<b>18</b>	<b>17</b>	<b>0</b>	<b>0</b>	<b>0</b>	<b>0</b>	<b>0</b>	<b>0</b>	<b>0</b>	<b>0</b>	<b>0</b>	<b>0</b>	<b>61</b>	<b>100%</b>
Withdrawn/Terminated Students:	12	10	8											30	49%
<b>Graduates within 150% Program Length:</b>	<b>14</b>	<b>8</b>	<b>9</b>	<b>0</b>	<b>0</b>	<b>0</b>	<b>0</b>	<b>0</b>	<b>0</b>	<b>0</b>	<b>0</b>	<b>0</b>	<b>0</b>	<b>31</b>	<b>51%</b>

GRADUATION RATE	54%	44%	53%	0%	0%	0%	0%	0%	0%	0%	0%	0%	51%	
Graduates - Further Education: 	11	3	3										17	55%
Graduates - Unavailable for Employment: 	0	0	0										0	0%
Graduates - Available for Employment:	3	5	6	0	0	0	0	0	0	0	0	0	14	45%
Graduates - Employed in Field:	3	4	4										11	79%
EMPLOYMENT RATE	100%	80%	67%	0%	0%	0%	0%	0%	0%	0%	0%	0%	79%	
Graduates - Unrelated Occupation:	0	0	0										0	0%
Graduates - Unemployed:	0	0	0										0	0%
Graduates - Unknown:	0	1	2										3	21%
Non-Graduated Students Who Obtained Training Related Employment	0	0	0										0	0%
Employment Rate with Non-Graduated Employed Students	100%	80%	67%	0%	0%	0%	0%	0%	0%	0%	0%	0%	79%	

#### LICENSURE / CERTIFICATION EXAMINATION PASS RATES CHART

Licensure / Certification Name:															
1. Class Start Date:	01/17	05/17	09/17												
2. Number of Graduates:	14	8	9											31	
3. # of Graduates Taking Exam:	0	0	0											0	
4. # of Graduates Passing Exam:	0	0	0											0	
5. Percentage of Grads Passing Exam:	0	0	0	0	0	0	0	0	0	0	0	0	0	0	Avg.
Licensure / Certification Examination Agency Rate:	0	0	0											0	0

<a href="#">Cancel</a>						<a href="#">Save</a>
------------------------	--	--	--	--	--	----------------------

Annual Report:	2023	School Number:	055438	School Name:	Interior Designers Institute	Type:	Main	Annual Report Status:	Not Submitted
Address 1:	1061 Camelback Rd.	City:	Newport Beach	State:	CA	Zip:	92660		

Graduation and Employment Chart Saved															
GRADUATION AND EMPLOYMENT CHART															
You must SAVE the G&E form to calculate totals															
<input type="button" value="Cancel"/>			<input checked="" type="checkbox"/> Complete								<input type="button" value="Save"/>				
Approved Program Title:		Interior Design													
Program Code:		1330													
Credential:		BA													
Report Date:		7/2023		Program Length in Months:		39									
Beginning Date:		6/2017		End Date:		5/2018						<input type="button" value="CALCULATE"/>			
Is this chart for a satellite location? <input type="radio"/> Yes <input checked="" type="radio"/> No															
Is this chart for a program offered 100% via Distance Education? <input type="radio"/> Yes <input checked="" type="radio"/> No															
REPORTING PERIOD															
Class Start Date (eg 01/21):	09/17	01/18	04/18											Total	%
Number Started:	11	9	15											35	
Transfers to Another Program/Cohort:	0	0	0											0	0%
Transfers from Another Program/Cohort:	0	0	0											0	0%
<b>Total Starts (+/- Transfers):</b>	<b>11</b>	<b>9</b>	<b>15</b>	<b>0</b>	<b>0</b>	<b>0</b>	<b>0</b>	<b>0</b>	<b>0</b>	<b>0</b>	<b>0</b>	<b>0</b>	<b>0</b>	<b>35</b>	
Unavailable for Graduation:	0	0	0											0	0%
<b>Students Available For Graduation:</b>	<b>11</b>	<b>9</b>	<b>15</b>	<b>0</b>	<b>0</b>	<b>0</b>	<b>0</b>	<b>0</b>	<b>0</b>	<b>0</b>	<b>0</b>	<b>0</b>	<b>0</b>	<b>35</b>	<b>100%</b>
Withdrawn/Terminated Students:	3	1	6											10	29%
<b>Graduates within 150% Program Length:</b>	<b>8</b>	<b>8</b>	<b>9</b>	<b>0</b>	<b>0</b>	<b>0</b>	<b>0</b>	<b>0</b>	<b>0</b>	<b>0</b>	<b>0</b>	<b>0</b>	<b>0</b>	<b>25</b>	<b>71%</b>

[illegible]

LICENSURE / CERTIFICATION EXAMINATION PASS RATES CHART														
Licensure / Certification Name:														
1. Class Start Date:	09/17	01/18	04/18											
2. Number of Graduates:	8	8	9										25	
3. # of Graduates Taking Exam:	0	0	0										0	
4. # of Graduates Passing Exam:	0	0	0										0	
5. Percentage of Grads Passing Exam:	0	0	0	0	0	0	0	0	0	0	0	0	0	Avg.
Licensure / Certification Examination Agency Rate:	0	0	0										0	0
<div> <div>Cancel</div> <div>Save</div> </div>														



Annual Report: 2023

School Number: 055438

School Name: Interior Designers Institute

Type: Main

Annual Report Status: Not Submitted

Address 1: 1061 Camelback Rd.

City: Newport Beach

State: CA

Zip: 92660

### Graduation and Employment Chart Saved

#### GRADUATION AND EMPLOYMENT CHART

You must SAVE the G&E form to calculate totals



<b>Cancel</b>					<input checked="" type="checkbox"/> Complete	<b>Save</b>
Approved Program Title:	Interior Design					
Program Code:	1330					
Credential:	BA					
Report Date:	7/2023	Program Length in Months:	69			
Beginning Date:	9/2013	End Date:	8/2014	<b>CALCULATE</b>		

Is this chart for a satellite location? ☐ Yes ☒ No

Is this chart for a program offered 100% via Distance Education? ☐ Yes ☒ No

#### REPORTING PERIOD

Class Start Date (eg 01/21):	09/13	01/14	04/14											Total	%
Number Started:	15	4	7											26	
Transfers to Another Program/Cohort:	0	0	0											0	0%
Transfers from Another Program/Cohort:	0	0	0											0	0%
<b>Total Starts (+/- Transfers):</b>	<b>15</b>	<b>4</b>	<b>7</b>	<b>0</b>	<b>0</b>	<b>0</b>	<b>0</b>	<b>0</b>	<b>0</b>	<b>0</b>	<b>0</b>	<b>0</b>	<b>0</b>	<b>26</b>	
Unavailable for Graduation:	0	0	0											0	0%
<b>Students Available For Graduation:</b>	<b>15</b>	<b>4</b>	<b>7</b>	<b>0</b>	<b>0</b>	<b>0</b>	<b>0</b>	<b>0</b>	<b>0</b>	<b>0</b>	<b>0</b>	<b>0</b>	<b>0</b>	<b>26</b>	<b>100%</b>
Withdrawn/Terminated Students:	7	2	3											12	46%
<b>Graduates within 150% Program Length:</b>	<b>8</b>	<b>2</b>	<b>4</b>	<b>0</b>	<b>0</b>	<b>0</b>	<b>0</b>	<b>0</b>	<b>0</b>	<b>0</b>	<b>0</b>	<b>0</b>	<b>0</b>	<b>14</b>	<b>54%</b>

GRADUATION RATE	53%	50%	57%	0%	0%	0%	0%	0%	0%	0%	0%	0%	54%	
Graduates - Further Education: 	0	0	0										0	0%
Graduates - Unavailable for Employment: 	0	0	0										0	0%
Graduates - Available for Employment:	8	2	4	0	0	0	0	0	0	0	0	0	14	100%
Graduates - Employed in Field:	7	1	4										12	86%
EMPLOYMENT RATE	88%	50%	100%	0%	0%	0%	0%	0%	0%	0%	0%	0%	86%	
Graduates - Unrelated Occupation:	0	1	0										1	7%
Graduates - Unemployed:	1	0	0										1	7%
Graduates - Unknown:	0	0	0										0	0%
Non-Graduated Students Who Obtained Training Related Employment	0	0	0										0	0%
Employment Rate with Non-Graduated Employed Students	88%	50%	100%	0%	0%	0%	0%	0%	0%	0%	0%	0%	86%	

#### LICENSURE / CERTIFICATION EXAMINATION PASS RATES CHART

Licensure / Certification Name:														
1. Class Start Date:	09/13	01/14	04/14											
2. Number of Graduates:	8	2	4											14
3. # of Graduates Taking Exam:	0	0	0											0
4. # of Graduates Passing Exam:	0	0	0											0
5. Percentage of Grads Passing Exam:	0	0	0	0	0	0	0	0	0	0	0	0	0	Avg.
Licensure / Certification Examination Agency Rate:	0	0	0											0
<b>Cancel</b>														<b>Save</b>

Annual Report: 2023

School Number: 055438

School Name: Interior Designers Institute

Type: Main

Annual Report Status: Not Submitted

Address 1: 1061 Camelback Rd.

City: Newport Beach

State: CA

Zip: 92660

### Graduation and Employment Chart Saved

#### GRADUATION AND EMPLOYMENT CHART

You must SAVE the G&E form to calculate totals

<b>Cancel</b>		<input checked="" type="checkbox"/> Complete		<b>Save</b>	
Approved Program Title:	Interior Architecture				
Program Code:	1330				
Credential:	MA				
Report Date:	7/2023	Program Length in Months:	15		
Beginning Date:	6/2020	End Date:	5/2021	<b>CALCULATE</b>	

Is this chart for a satellite location? ☐ Yes ☒ No

Is this chart for a program offered 100% via Distance Education? ☐ Yes ☒ No

#### REPORTING PERIOD

Class Start Date (eg 01/21):	09/20	01/21	05/21												Total	%
Number Started:	0	0	0												0	
Transfers to Another Program/Cohort:	0	0	0												0	0%
Transfers from Another Program/Cohort:	0	0	0												0	0%
<b>Total Starts (+/- Transfers):</b>	<b>0</b>	<b>0</b>	<b>0</b>	<b>0</b>	<b>0</b>	<b>0</b>	<b>0</b>	<b>0</b>	<b>0</b>	<b>0</b>	<b>0</b>	<b>0</b>	<b>0</b>	<b>0</b>	<b>0</b>	
Unavailable for Graduation:	0	0	0												0	0%
<b>Students Available For Graduation:</b>	<b>0</b>	<b>0</b>	<b>0</b>	<b>0</b>	<b>0</b>	<b>0</b>	<b>0</b>	<b>0</b>	<b>0</b>	<b>0</b>	<b>0</b>	<b>0</b>	<b>0</b>	<b>0</b>	<b>0</b>	<b>0%</b>
Withdrawn/Terminated Students:	0	0	0												0	0%
<b>Graduates within 150% Program Length:</b>	<b>0</b>	<b>0</b>	<b>0</b>	<b>0</b>	<b>0</b>	<b>0</b>	<b>0</b>	<b>0</b>	<b>0</b>	<b>0</b>	<b>0</b>	<b>0</b>	<b>0</b>	<b>0</b>	<b>0</b>	<b>0%</b>
<b>GRADUATION RATE</b>	<b>0%</b>	<b>0%</b>	<b>0%</b>	<b>0%</b>	<b>0%</b>	<b>0%</b>	<b>0%</b>	<b>0%</b>	<b>0%</b>	<b>0%</b>	<b>0%</b>	<b>0%</b>	<b>0%</b>	<b>0%</b>	<b>0%</b>	<b>0%</b>
Graduates - Further Education:	0	0	0												0	0%
Graduates - Unavailable for Employment:	0	0	0												0	0%
Graduates - Available for Employment:	0	0	0	0	0	0	0	0	0	0	0	0	0	0	0	0%
Graduates - Employed in Field:	0	0	0												0	0%
<b>EMPLOYMENT RATE</b>	<b>0%</b>	<b>0%</b>	<b>0%</b>	<b>0%</b>	<b>0%</b>	<b>0%</b>	<b>0%</b>	<b>0%</b>	<b>0%</b>	<b>0%</b>	<b>0%</b>	<b>0%</b>	<b>0%</b>	<b>0%</b>	<b>0%</b>	<b>0%</b>
Graduates - Unrelated Occupation:	0	0	0												0	0%
Graduates - Unemployed:	0	0	0												0	0%
Graduates - Unknown:	0	0	0												0	0%
Non-Graduated Students Who Obtained Training Related Employment	0	0	0												0	0%
<b>Employment Rate with Non-Graduated Employed Students</b>	<b>0%</b>	<b>0%</b>	<b>0%</b>	<b>0%</b>	<b>0%</b>	<b>0%</b>	<b>0%</b>	<b>0%</b>	<b>0%</b>	<b>0%</b>	<b>0%</b>	<b>0%</b>	<b>0%</b>	<b>0%</b>	<b>0%</b>	<b>0%</b>

#### LICENSURE / CERTIFICATION EXAMINATION PASS RATES CHART

Licensure / Certification Name:															
1. Class Start Date:	09/20	01/21	05/21												
2. Number of Graduates:	0	0	0												0
3. # of Graduates Taking Exam:	0	0	0												0
4. # of Graduates Passing Exam:	0	0	0												0
5. Percentage of Grads Passing Exam:	0	0	0	0	0	0	0	0	0	0	0	0	0	0	Avg.
Licensure / Certification Examination Agency Rate:	0	0	0												0
<b>Cancel</b>											<b>Save</b>				